


Outgassing Compliant Power Inductors AE528PMM



- Designed for use in multi-phase VRM/VRD regulators and high current/high frequency DC/DC converters.
- Requires only 60 mm² of board space; can handle up to 100 A.
- Passes NASA low outgassing specifications
- Tin-lead (Sn-Pb) terminations for the best possible board adhesion

Core material Ferrite

Terminations Tin-lead (63/37) over tin over nickel over copper.

Weight 0.9 g

Ambient temperature -55°C to +125°C with Irms current

Maximum part temperature +155°C (ambient + temp rise)

Storage temperature Component: -55°C to +155°C.

Tape and reel packaging: -40°C to +80°C

Resistance to soldering heat Max three 40 second reflows at +260°C, parts cooled to room temperature between cycles

Moisture Sensitivity Level (MSL) 1 (unlimited floor life at <30°C / 85% relative humidity)

Packaging 250/7" reel Plastic tape: 16 mm wide, 0.35 mm thick, 12 mm pocket spacing, 5 mm pocket depth

Part number ¹	L ±10% ² (nH)	DCR ±5% ³ (mOhms)	SRF typ ⁴ (MHz)	Isat ⁵ (A)	Irms ⁶ (A)
AE528PMM360KS_	36	0.17	1150	100	39
AE528PMM500KS_	50	0.17	900	84	39
AE528PMM700KS_	70	0.17	750	65	39
AE528PMM101KS_	100	0.17	110	42	39
AE528PMM121KS_	120	0.17	78	33	39
AE528PMM151KS_	150	0.17	67	27	39

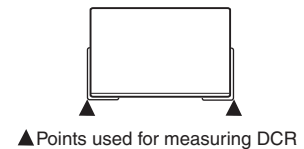
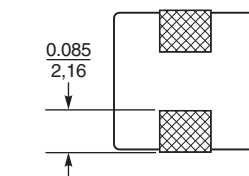
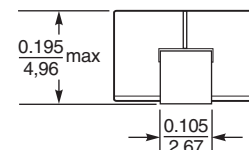
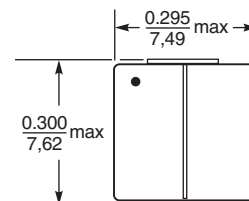
1. When ordering, please specify **testing** code:

AE528PMM750MSZ

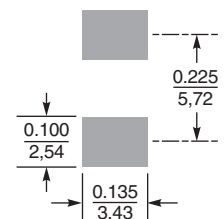
Testing: Z = Unscreened
H = Group A screening per Coilcraft CP-SA-10001
T = Screening per MIL-STD-981
U = Screening per EEE-INST-002
F = Screening per ESCC 3201
All screening performed to the document's latest revision
Custom screening also available

- Inductance tested at 100 kHz, 0.1 Vrms using an Agilent/HP 4263B LCR meter or equivalent.
- DCR is measured between the two points indicated on the dimensional drawing.
- SRF measured using an Agilent/HP 8753ES network analyzer or equivalent.
- DC current at 25°C that causes an inductance drop of 20% (typ) from its value without current.
- Current that causes the specified temperature rise from 25°C ambient. This information is for reference only and does not represent absolute maximum ratings.
- Electrical specifications at 25°C.

Refer to Doc 362 "Soldering Surface Mount Components" before soldering.



Suggested Land Pattern



Dimensions are in $\frac{\text{inches}}{\text{mm}}$

Coilcraft CPS
CRITICAL PRODUCTS & SERVICES

© Coilcraft, Inc. 2017

1102 Silver Lake Road
Cary, IL 60013
Phone 800-981-0363

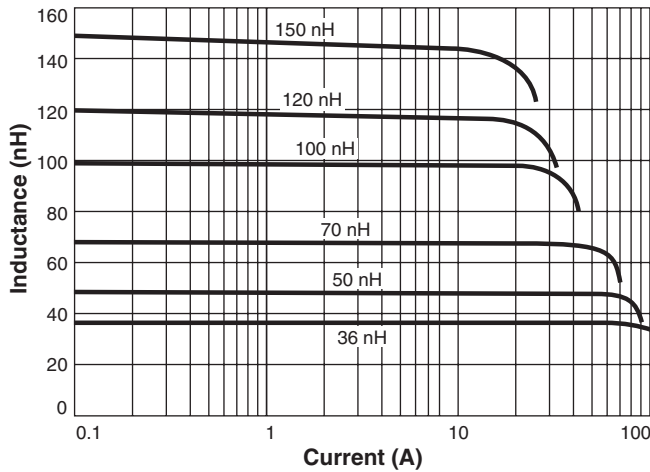
Fax 847-639-1508
Email cps@coilcraft.com
www.coilcraft-cps.com

Document AE481-1 Revised 05/31/17

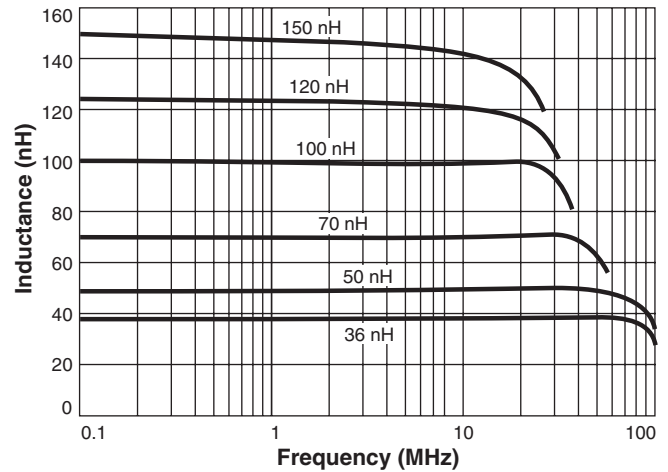
This product may not be used in medical or high risk applications without prior Coilcraft approval. Specifications subject to change without notice. Please check our web site for latest information.

Outgassing Compliant Power Inductors – AE528PMM Series

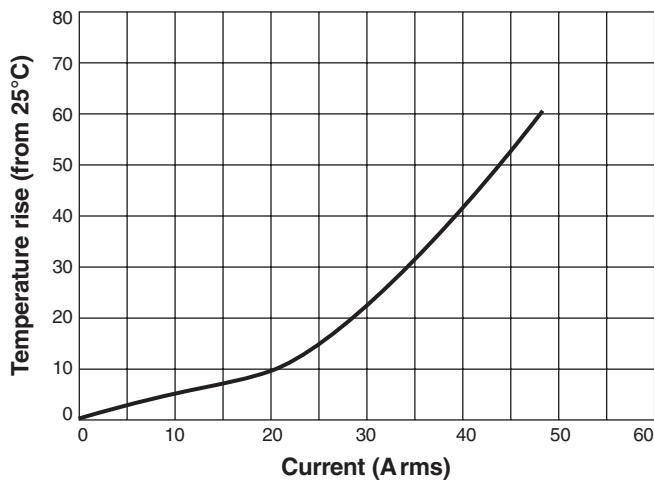
L vs Current



L vs Frequency



Temperature Rise vs Current



ESR vs Frequency

