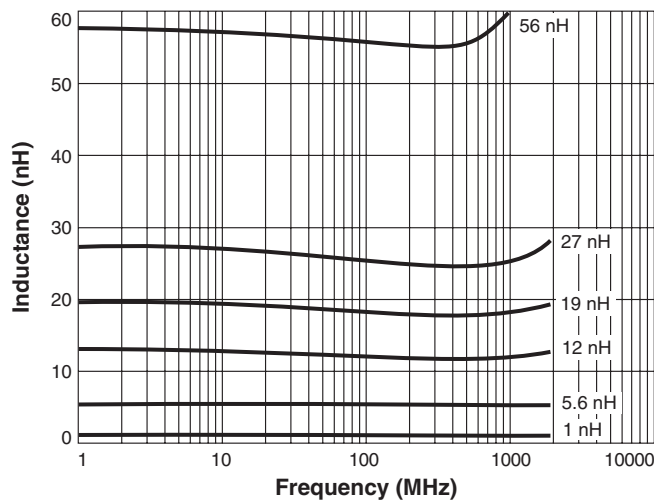


# Leach Resistant Chip Inductors LR235RAA

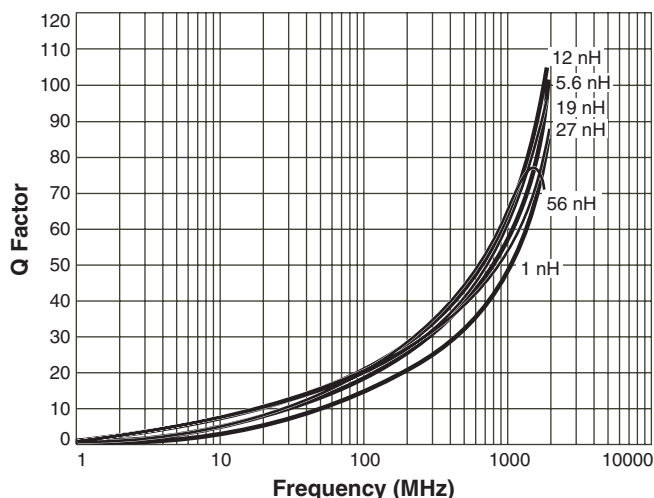
This 0402 size chip inductor series shares all of the characteristics of Coilcraft's other ceramic inductors: exceptionally high Q factors, especially at use frequencies; outstanding self-resonant frequency; tight inductance tolerance; and excellent batch-to-batch consistency.

These 0402 size parts feature a leach-resistant base metalization.

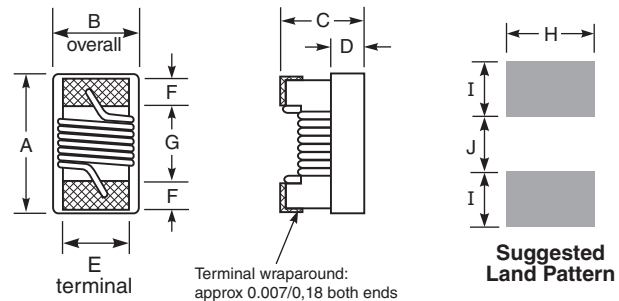
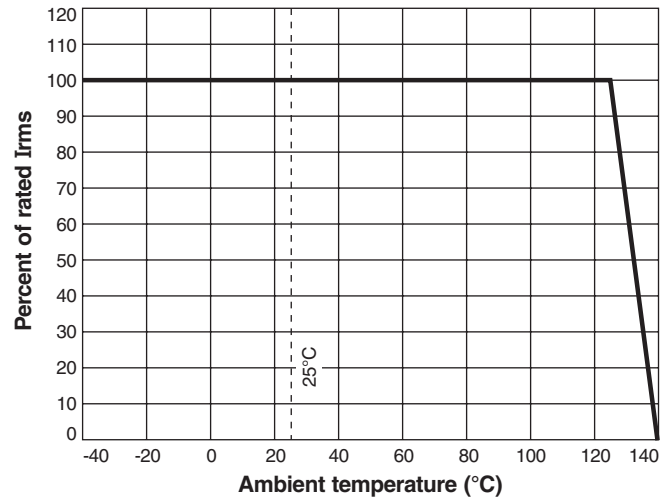
## Typical L vs Frequency



## Typical Q vs Frequency



## Current Derating



A	B	C	D	E	F	G	H	I	J
max	max	max	ref						
0.047	0.025	0.026	0.010	0.020	0.009	0.022	0.026	0.014	0.018
1,19	0,64	0,66	0,25	0,51	0,23	0,56	0,66	0,36	0,46

**Core material** Ceramic

**Terminations** Silver-platinum-glass frit

**Ambient temperature** -40°C to +125°C with I<sub>max</sub> current, +125°C to +140°C with derated current

**Storage temperature** Component: -40°C to +140°C. Packaging: -40°C to +80°C

**Resistance to soldering heat** Max three 40 second reflows at +260°C, parts cooled to room temperature between cycles

**Temperature Coefficient of Inductance (TCL)** +25 to +155 ppm/°C

**Moisture Sensitivity Level (MSL)** 1 (unlimited floor life at <30°C / 85% relative humidity)

**Enhanced crush-resistant packaging** 2000 per 7" reel  
Paper tape: 8 mm wide, 0.68 mm thick, 2 mm pocket spacing

# LR235RAA Series (0402)

Part number <sup>1</sup>	Inductance <sup>2</sup> (nH)	Percent tolerance	Q min <sup>3</sup>	900 MHz		1.7 GHz		SRF min <sup>5</sup> (GHz)	DCR max <sup>6</sup> (Ohms)	I <sub>max</sub> (mA)
				L typ	Q typ <sup>4</sup>	L typ	Q typ <sup>4</sup>			
LR235RAA1N0JLZ	1.0	5	20	1.02	77	1.02	69	>5.00	0.045	1360
LR235RAA1N2JLZ	1.2	5	12	1.17	28	1.17	38	>5.00	0.090	740
LR235RAA1N8JLZ	1.8	5	20	1.78	54	1.78	75	>5.00	0.070	1040
LR235RAA1N9JLZ	1.9	5	20	1.72	68	1.74	82	>5.00	0.070	1040
LR235RAA2N0_LZ	2.0	5,2	20	1.93	54	1.93	75	>5.00	0.070	1040
LR235RAA2N2_LZ	2.2	5,2	20	2.19	59	2.23	100	>5.00	0.070	960
LR235RAA2N4_LZ	2.4	5,2	20	2.24	51	2.27	68	>5.00	0.068	790
LR235RAA2N7_LZ	2.7	5,2	16	2.58	42	2.60	61	>5.00	0.120	640
LR235RAA3N3_LZ	3.3	5,2	20	3.10	65	3.12	87	>5.00	0.066	840
LR235RAA3N6_LZ	3.6	5,2	20	3.56	45	3.62	71	>5.00	0.066	840
LR235RAA3N9_LZ	3.9	5,2	20	3.89	50	4.00	75	>5.00	0.066	840
LR235RAA4N3_LZ	4.3	5,2	20	4.19	47	4.30	71	>5.00	0.091	700
LR235RAA4N7_LZ	4.7	5,2	20	4.55	48	4.68	68	4.77	0.130	640
LR235RAA5N1_LZ	5.1	5,2	20	5.15	56	5.25	82	4.80	0.083	800
LR235RAA5N6_LZ	5.6	5,2	20	5.16	54	5.28	81	4.80	0.083	760
LR235RAA6N2_LZ	6.2	5,2	20	6.16	52	6.37	76	4.80	0.083	760
LR235RAA6N8_LZ	6.8	5,2	20	6.56	63	6.93	78	4.80	0.083	680
LR235RAA7N5_LZ	7.5	5,2	22	7.91	60	8.22	88	4.80	0.104	680
LR235RAA8N2_LZ	8.2	5,2	22	8.50	57	8.85	84	4.40	0.104	680
LR235RAA8N7_LZ	8.7	5,2	20	8.78	54	9.21	73	3.80	0.195	480
LR235RAA9N0_LZ	9.0	5,2	22	9.07	62	9.53	78	4.66	0.100	680
LR235RAA9N5_LZ	9.5	5,2	20	9.42	54	9.98	69	3.48	0.195	480
LR235RAA10N_LZ	10.0	5,2	21	9.8	50	10.10	67	3.68	0.195	480
LR235RAA11N_LZ	11.0	5,2	24	10.7	52	11.20	78	3.48	0.120	640
LR235RAA12N_LZ	12.0	5,2	24	11.9	53	12.70	71	3.60	0.120	640
LR235RAA13N_LZ	13.0	5,2	20	13.4	51	14.63	57	3.28	0.210	440
LR235RAA15N_LZ	15.0	5,2	22	14.6	55	15.50	77	3.10	0.172	560
LR235RAA16N_LZ	16.0	5,2	23	16.6	46	18.86	47	3.05	0.220	560
LR235RAA18N_LZ	18.0	5,2	24	18.3	57	20.28	62	2.68	0.230	420
LR235RAA19N_LZ	19.0	5,2	24	19.1	50	21.10	67	3.00	0.202	480
LR235RAA20N_LZ	20.0	5,2	24	20.7	52	23.66	53	2.90	0.250	420
LR235RAA22N_LZ	22.0	5,2	24	23.2	53	26.75	53	2.80	0.300	400
LR235RAA23N_LZ	23.0	5,2	24	23.8	49	26.90	64	2.72	0.300	400
LR235RAA24N_LZ	24.0	5,2	24	25.1	51	29.50	50	2.60	0.300	400
LR235RAA27N_LZ	27.0	5,2	24	28.7	49	33.50	63	2.48	0.298	400
LR235RAA30N_LZ	30.0	5,2	24	31.1	46	38.50	39	2.35	0.410	400
LR235RAA33N_LZ	33.0	5,2	20	34.9	31	41.74	32	2.30	0.300	400
LR235RAA36N_LZ	36.0	5,2	24	39.5	44	48.40	53	2.20	0.440	320
LR235RAA39N_LZ	39.0	5,2	24	41.7	47	50.23	45	2.10	0.550	200
LR235RAA40N_LZ	40.0	5,2	24	39.0	44	47.40	33	2.24	0.440	320
LR235RAA43N_LZ	43.0	5,2	22	45.8	46	61.55	34	2.03	0.810	100
LR235RAA47N_LZ	47.0	5,2	20	50.0	38	—	—	2.10	0.830	150
LR235RAA51N_LZ	51.0	5,2	19	56.6	40	—	—	1.75	0.820	100
LR235RAA56N_LZ	56.0	5,2	22	62.8	42	—	—	1.76	0.966	100
LR235RAA68N_LZ	68.0	5,2	22	78.2	36	—	—	1.62	1.120	100
LR235RAA82N_LZ	82.0	5,2	25	—	—	—	—	1.26	1.550	100
LR235RAAR10_LZ	100	5,2	25	—	—	—	—	1.16	2.000	50
LR235RAAR12_LZ	120	5,2	22	—	—	—	—	1.20	1.780	50

1. When ordering, please specify **tolerance** and **testing** codes:

LR235RAAR10GLZ

**Tolerance:** G = 2% J = 5%

**Testing:** Z = COTS

H = Screening per Coilcraft CP-SA-10001

C = Custom screening (please specify when ordering)

2. Inductance measured at 250 MHz using a Coilcraft SMD-F test fixture and Coilcraft-provided correlation pieces with an Agilent/HP 4286 impedance analyzer or equivalent.

3. Q measured at 250 MHz using an Agilent/HP 4291A with an Agilent/HP 16193 test fixture or equivalents.

4. Q measured using an Agilent/HP 4291A with an Agilent/HP 16197 test fixture.

5. SRF measured using an Agilent/HP 8753ES network analyzer and a Coilcraft SMD-D test fixture.

6. DCR measured on a Keithley 580 micro-ohmmeter and a Coilcraft CCF1010 test fixture.

7. Electrical specifications at 25°C.

Refer to Doc 362 "Soldering Surface Mount Components" before soldering.

**COILCRAFT** ACCURATE  
**PRECISION** REPEATABLE  
MEASUREMENTS  
SEE INDEX **TEST FIXTURES**

**Coilcraft** CPS  
CRITICAL PRODUCTS & SERVICES

Specifications subject to change without notice.  
Please check our website for latest information.

Document LR198-2 Revised 06/02/10

1102 Silver Lake Road  
Cary IL 60013

Phone 800-981-0363  
Fax 847-639-1508

E-mail cps@coilcraft.com  
Web www.coilcraft-cps.com