

High-Reliability Chip Inductors ML450RAB

This robust version of Coilcraft's standard 1812LS series features high temperature materials that allow operation in ambient temperatures up to 155°C.

Part number ¹	Inductance ² (μ H)	L test freq (MHz)	Percent tolerance	Q min ³	Q test freq (MHz)	SRF min ⁴ (MHz)	DCR max ⁵ (Ohms)	I _{max} (mA)
ML450RAB123JLZ	12	2.5	5	22	0.79	55	2.0	280
ML450RAB153JLZ	15	2.5	5	22	0.79	45	2.5	260
ML450RAB183JLZ	18	2.5	5	24	0.79	37	2.8	240
ML450RAB223JLZ	22	2.5	5	20	0.79	32	3.2	210
ML450RAB273JLZ	27	2.5	5	24	0.79	27	3.6	200
ML450RAB333JLZ	33	2.5	5	22	0.79	23	4.0	190
ML450RAB393JLZ	39	2.5	5	20	0.79	19	4.5	185
ML450RAB473JLZ	47	2.5	5	24	0.79	16	5.0	180
ML450RAB563JLZ	56	2.5	5	22	0.79	13	5.5	170
ML450RAB683JLZ	68	2.5	5	24	0.79	10	6.0	150
ML450RAB823JLZ	82	2.5	5	24	0.79	9.0	7.0	135
ML450RAB104JLZ	100	2.5	5	24	0.79	8.5	8.0	135
ML450RAB124JLZ	120	0.79	5	25	0.79	8.5	11.5	110
ML450RAB154JLZ	150	0.79	5	23	0.79	8.5	13.0	100
ML450RAB184JLZ	180	0.79	5	24	0.79	8.0	14.2	85
ML450RAB224JLZ	220	0.79	5	23	0.79	6.0	16.2	80
ML450RAB274JLZ	270	0.79	5	23	0.79	5.0	20.5	75
ML450RAB334JLZ	330	0.79	5	24	0.79	4.5	22.5	70
ML450RAB394JLZ	390	0.79	5	14	0.25	3.5	24.5	65
ML450RAB474JLZ	470	0.79	5	15	0.25	3.0	26.5	65
ML450RAB564JLZ	560	0.79	5	13	0.25	2.0	28.5	65
ML450RAB684JLZ	680	0.79	5	13	0.25	1.9	38.5	60
ML450RAB824JLZ	820	0.79	5	13	0.25	1.6	41.0	50
ML450RAB105JLZ	1000	0.79	5	15	0.25	1.5	44.0	50

1. When ordering, please specify **termination code**:

ML450RAB105JLZ
↓

Termination: L = Silver-palladium-platinum glass frit.

Special order:

R = Tin over nickel over silver-platinum-glass frit.

- Inductance at 2.5 MHz measured using an Agilent/HP 4286A and a Coilcraft SMD-A fixture with Coilcraft-provided correlation pieces. Inductance at 0.79 MHz measured using an Agilent/HP 4192A and Coilcraft SMD-B test fixture.
 - Q read at test frequency directly on an Agilent/HP 4192A LF impedance analyzer and a Coilcraft SMD-B test fixture.
 - SRF measured using an Agilent/HP 8753D network analyzer and a Coilcraft SMD-D test fixture.
 - DCR measured on a Cambridge Technology micro-ohmmeter.
 - Electrical specifications at 25°C.
- Refer to Doc 362 "Soldering Surface Mount Components" before soldering.

Core material Ferrite

Terminations Silver-platinum-glass frit

Ambient temperature -55°C to +125°C with I_{max} current

Maximum part temperature +155°C (ambient + temp rise)

Storage temperature Component: -55°C to +155°C.

Tape and reel packaging: -55°C to +80°C

Resistance to soldering heat Max three 40 second reflows at +260°C, parts cooled to room temperature between cycles

Temperature Coefficient of Inductance (TCL) +200 to +700 ppm/°C

Moisture Sensitivity Level (MSL) 1 (unlimited floor life at <30°C / 85% relative humidity)

Enhanced crush-resistant packaging 600 per 7" reel
Plastic tape: 12 mm wide, 0.3 mm thick, 8 mm pocket spacing,
3.7 mm pocket depth



CRITICAL PRODUCTS & SERVICES

© Coilcraft, Inc. 2016

1102 Silver Lake Road
Cary, IL 60013
Phone 800-981-0363

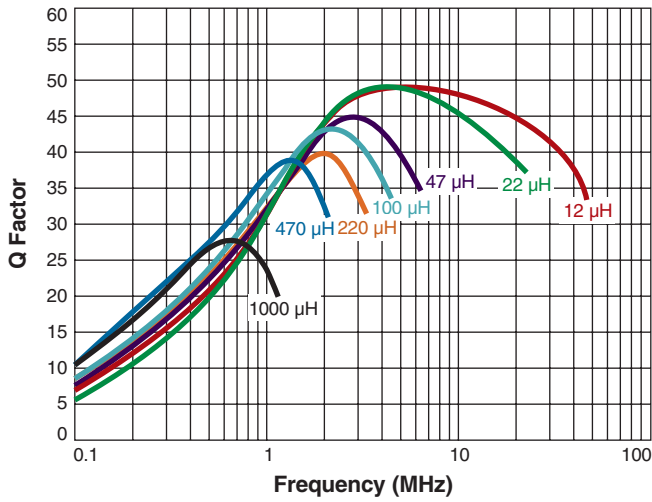
Fax 847-639-1508
Email cps@coilcraft.com
www.coilcraft-cps.com

Document ML106-2 Revised 05/10/16

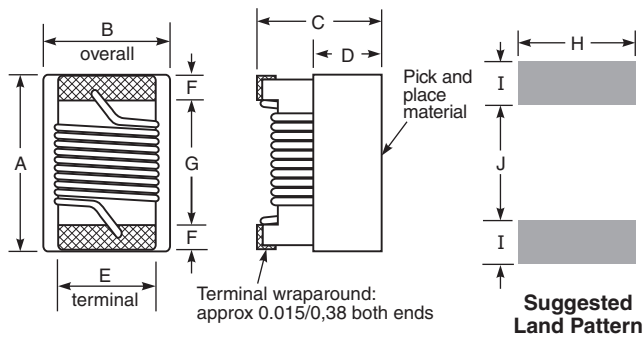
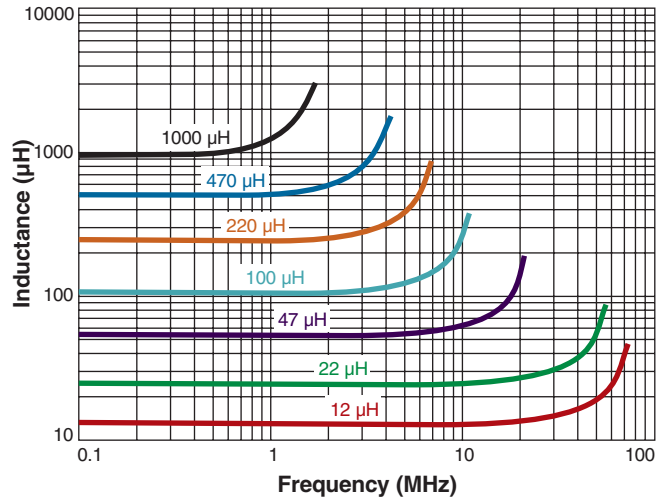
This product may not be used in medical or high risk applications without prior Coilcraft approval. Specifications subject to change without notice. Please check our web site for latest information.

ML450RAB Series (1812)

Typical Q vs Frequency



Typical L vs Frequency



A	B	C	D	E	F	G	H	I	J
max	max	max	ref						
0.195	0.150	0.135	0.070	0.100	0.025	0.128	0.120	0.045	0.118
4,95	3,81	3,43	1,78	2,54	0,64	3,25	3,05	1,14	3,00
									mm



CRITICAL PRODUCTS & SERVICES
© Coilcraft, Inc. 2016

1102 Silver Lake Road
Cary, IL 60013
Phone 800-981-0363

Fax 847-639-1508
Email cps@coilcraft.com
www.coilcraft-cps.com

Document ML106-2 Revised 05/10/16

This product may not be used in medical or high risk applications without prior Coilcraft approval. Specifications subject to change without notice. Please check our web site for latest information.