

Outgassing Compliant Air Core Inductors AE439RAT AE470RAT



- High temperature materials allow operation in ambient temperatures up to 155°C.
- Passes NASA low outgassing specifications
- Tin-lead (Sn-Pb) terminations ensures the best possible board adhesion

Terminations Tin-lead (63/37) over copper

Ambient temperature -55°C to +125°C with I_{max} current

Maximum part temperature +155°C (ambient + temp rise)

Storage temperature Component: -55°C to +155°C.

Packaging: -40°C to +80°C

Resistance to soldering heat Max three 40 second reflows at +260°C, parts cooled to room temperature between cycles

Temperature Coefficient of Inductance (TCL) +5 to +70 ppm/°C

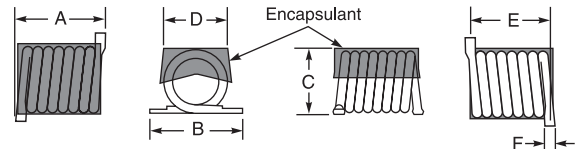
Moisture Sensitivity Level (MSL) 1 (unlimited floor life at <30°C / 85% relative humidity)

Enhanced crush-resistant packaging

AE439RAT: 700/7" reel Plastic tape: 12 mm wide, 0.32 mm thick, 8 mm pocket spacing, 3.3 mm pocket depth

AE470RAT: 500/7" reel Plastic tape: 16 mm wide, 0.28 mm thick, 8 mm pocket spacing, 3.4 mm pocket depth

Part number ¹	Turns	L ² (nH)	Percent tol	Q ³ min	SRF min ⁴ (GHz)	DCR max ⁵ (mOhm)	I _{max} (A)	Weight max (mg)
AE439RAT2N5K5Z	1	2.5	10	145	12.5	1.1	4	48
AE439RAT5N0_SZ	2	5.0	5,2	140	6.5	1.8	4	63
AE439RAT8N0_SZ	3	8.0	5,2	140	5.0	2.6	4	78
AE439RAT13N_SZ	4	12.5	5,2	137	3.3	3.4	4	82
AE439RAT19N_SZ	5	18.5	5,2	132	2.5	3.9	4	95
AE470RAT18N_SZ	6	17.5	5,2	100	2.2	4.5	4	128
AE470RAT22N_SZ	7	22.0	5,2	102	2.1	5.2	4	143
AE470RAT28N_SZ	8	28.0	5,2	105	1.8	6.0	4	151
AE470RAT36N_SZ	9	35.5	5,2	112	1.5	6.8	4	169
AE470RAT43N_SZ	10	43.0	5,2	106	1.2	7.9	4	188



Size	A max	B max	C max	D	E	F max
439	0.155 3,94	0.175 4,45	0.124 3,15	0.110 ±0.010 2,79 ±0,25	0.115 ±0.010 2,92 ±0,25	0.029 0,74
470	0.270 6,86	0.175 4,45	0.124 3,15	0.110 ±0.010 2,79 ±0,25	0.230 ±0.015 5,84 ±0,38	0.029 0,74

1. When ordering, please specify **tolerance** and **testing** codes:

AE470RAT43NGSZ

Tolerance: G = 2% J = 5%

Testing: Z = Unscreened

H = Group A screening per Coilcraft CP-SA-10001

T = Screening per MIL-STD-981

U = Screening per EEE-INST-002

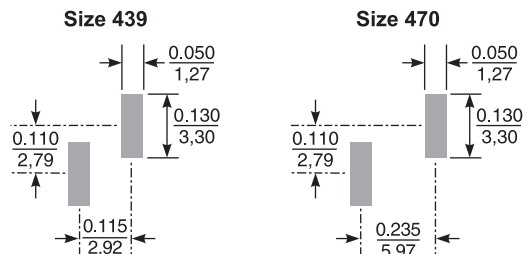
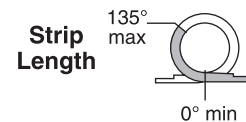
F = Screening per ESCC 3201

All screening performed to the document's latest revision

Custom screening also available

2. Inductance measured at 150 MHz on an Agilent/HP 4286A or equivalent with a Coilcraft SMD-A test fixture and correlation.
3. Q measured at 150 MHz on an Agilent/HP 4291A or equivalent with a 16193A test fixture or equivalent.
4. SRF measured on an Agilent/HP 8753ES network analyzer or equivalent with a Coilcraft CCF1268 test fixture. Parts with SRF >5 GHz are verified to >5 GHz in screening
5. DCR measured on a Keithley 580 Micro-Ohmmeter or equivalent.
6. Electrical specifications at 25°C.

Refer to Doc 362 "Soldering Surface Mount Components" before soldering.



Suggested Land Patterns

Dimensions are in $\frac{\text{inches}}{\text{mm}}$



CRITICAL PRODUCTS & SERVICES

1102 Silver Lake Road
Cary, IL 60013
Phone 800-981-0363

Fax 847-639-1508
Email cps@coilcraft.com
www.coilcraft-cps.com

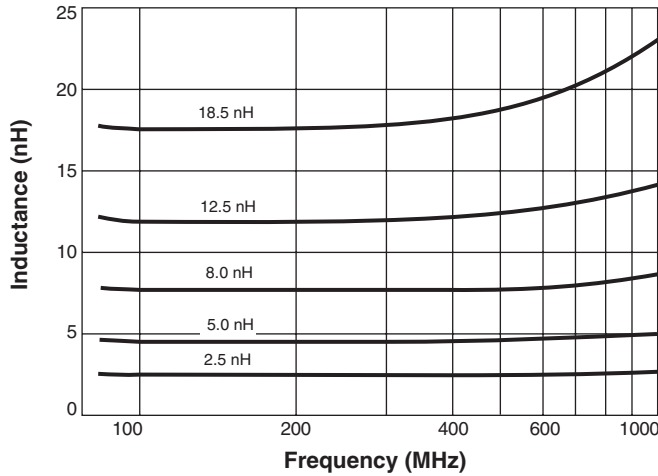
Document AE107-1 Revised 05/17/17

This product may not be used in medical or high risk applications without prior Coilcraft approval. Specifications subject to change without notice. Please check our web site for latest information.

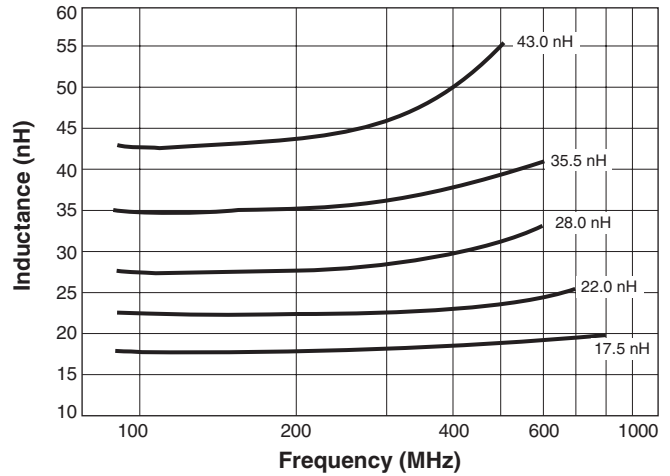
S-Parameter files
ON OUR WEB SITE
SPICE models
ON OUR WEB SITE

AE439RAT/AE470RAT Air Core Inductors

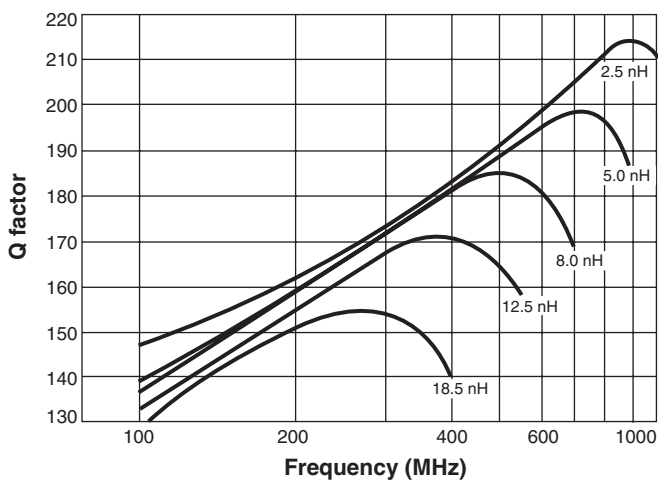
L vs Frequency – AE439RAT



L vs Frequency – AE470RAT



Q vs Frequency – AE439RAT



Q vs Frequency – AE470RAT

