


High-Reliability Air Core Inductors

ML350RAT
ML394RAT



- High Q over a wide range of frequencies
- High temperature materials allow operation in ambient temperatures up to 155°C.

Terminations Tin-silver over copper

Weight ML350RAT: 6 mg – 18 mg; ML394RAT: 14 mg – 30 mg

Ambient temperature –55°C to +125°C with I_{max} current

Maximum part temperature +155°C (ambient + temp rise).

Storage temperature Component: –55°C to +155°C.

Tape and reel packaging: –55°C to +80°C

Resistance to soldering heat Max three 40 second reflows at +260°C, parts cooled to room temperature between cycles

Temperature Coefficient of Inductance (TCL) +5 to +70 ppm/°C

Moisture Sensitivity Level (MSL) 1 (unlimited floor life at <30°C / 85% relative humidity)

Enhanced crush-resistant packaging

ML350RAT: 500 per 7" reel Plastic tape: 8 mm wide, 0.3 mm thick, 4 mm pocket spacing, 1.5 mm pocket depth

ML394RAT: 500 per 7" reel Plastic tape: 12 mm wide, 0.3 mm thick, 4 mm pocket spacing, 1.6 mm pocket depth

Part number ¹	Turns	L^2 (nH)	Percent tol	Q^3 min	SRF min ⁴ (GHz)	DCR max ⁵ (mOhm)	I_{max} (A)
ML350RAT1N7KLZ	2	1.65	10	100	>5.0	4.0	1.6
ML350RAT2N6JLZ	3	2.55	5	100	>5.0	5.0	1.6
ML350RAT3N9_LZ	4	3.85	5,2	100	>5.0	6.0	1.6
ML350RAT5N4_LZ	5	5.40	5,2	100	>5.0	8.0	1.6
ML394RAT5N6_LZ	6	5.60	5,2	100	>5.0	9.0	1.6
ML394RAT7N2_LZ	7	7.15	5,2	100	>5.0	10	1.6
ML394RAT8N8_LZ	8	8.80	5,2	100	>5.0	12	1.6
ML394RAT9N9_LZ	9	9.85	5,2	100	>5.0	13	1.6
ML394RAT13N_LZ	10	12.55	5,2	100	4.6	14	1.6

1. When ordering, specify **tolerance** code:

ML394RAT10GLZ

Tolerance: G = 2% J = 5%

- Inductance measured at 800 MHz on an Agilent/HP 4286A or equivalent with a Coilcraft SMD-A test fixture and correlation.
- Q measured at 800 MHz on an Agilent/HP 4291A or equivalent with a 16193A test fixture or equivalent.
- SRF measured on an Agilent/HP 8753ES or equivalent with a Coilcraft CCF1268 test fixture. Parts with SRF >5 GHz are verified to >5 GHz in screening.
- DCR measured on a Keithley 580 Micro-Ohmmeter or equivalent.
- Electrical specifications at 25°C.

Refer to Doc 362 "Soldering Surface Mount Components" before soldering.



S-Parameter files

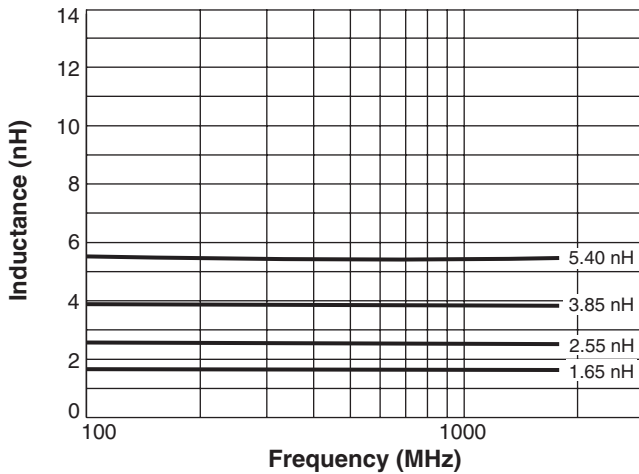
ON OUR WEB SITE

SPICE models

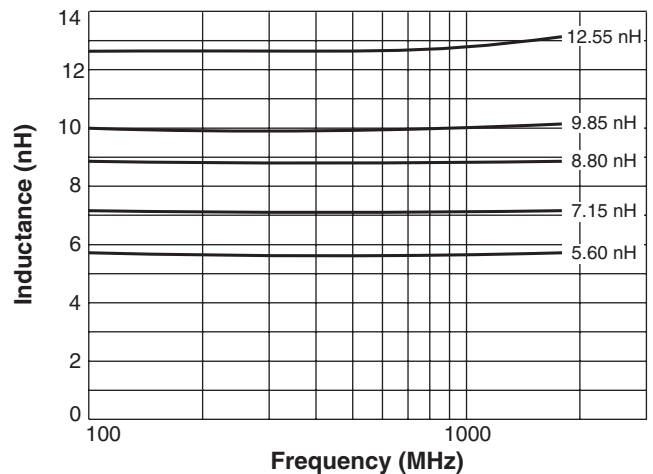
ON OUR WEB SITE

ML350RAT/ML394RAT Air Core Inductors

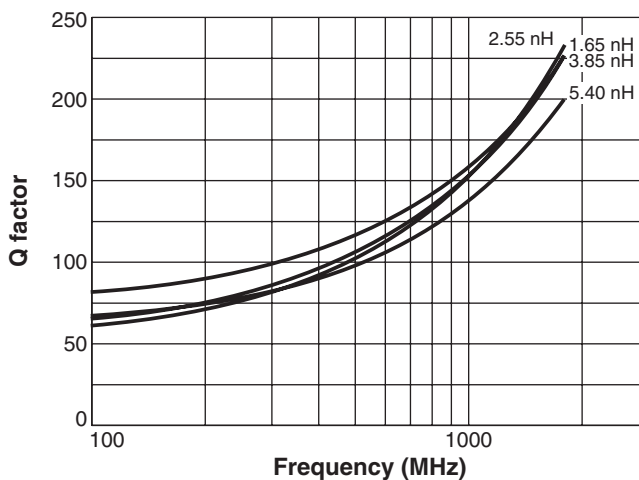
L vs Frequency – ML350RAT Series



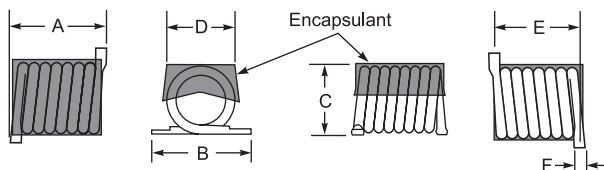
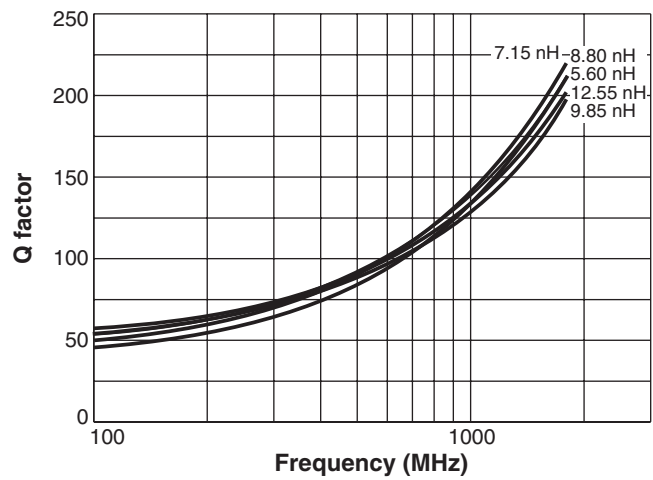
L vs Frequency – ML394RAT Series



Q vs Frequency – ML350RAT Series



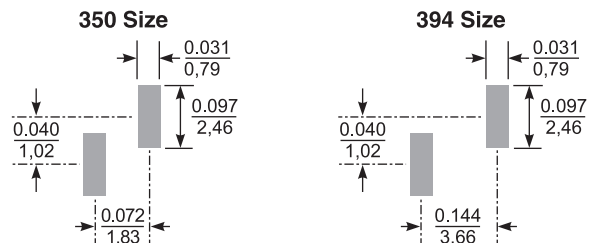
Q vs Frequency – ML394RAT Series



Size	A max	B max	C max	D	E	F max
350	0.095 2,41	0.135 3,43	0.060 1,52	0.055 ±0.010 1,40 ±0,25	0.072 ±0.010 1,83 ±0,25	0.020 0,51
394	0.165 4,19	0.135 3,43	0.062 1,58	0.055 ±0.010 1,40 ±0,25	0.144 ±0.012 3,66 ±0,30	0.020 0,51

Dimensions are in $\frac{\text{inches}}{\text{mm}}$

Suggested Land Patterns



CRITICAL PRODUCTS & SERVICES

1102 Silver Lake Road
Cary, IL 60013
Phone 800-981-0363

Fax 847-639-1508
Email cps@coilcraft.com
www.coilcraft-cps.com

Document ML163-2 Revised 06/21/22

This product may not be used in medical or high risk applications without prior Coilcraft approval. Specifications subject to change without notice. Please check our web site for latest information.